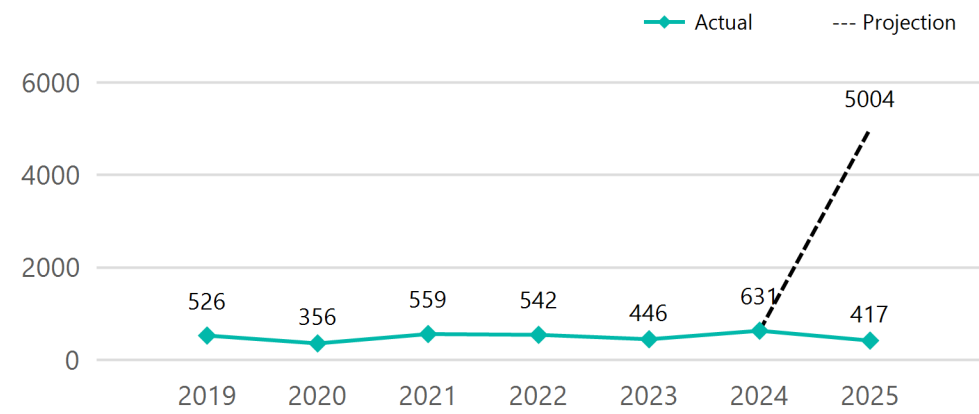
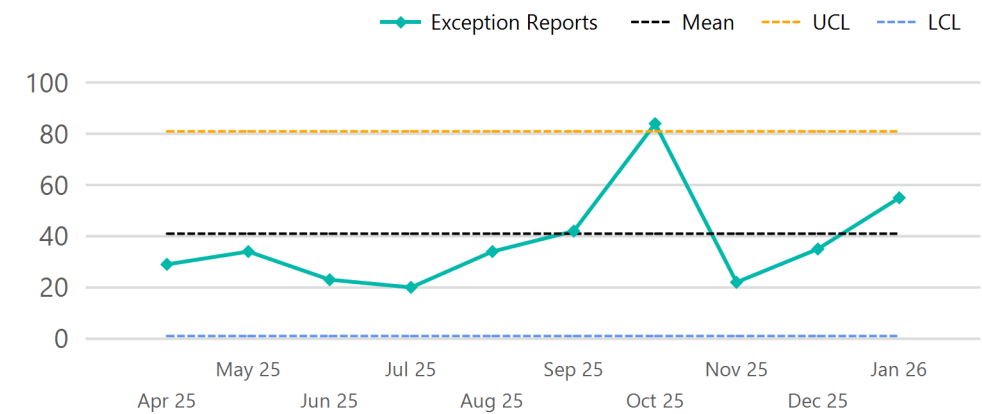


Year-on-year Totals - Exception Reports

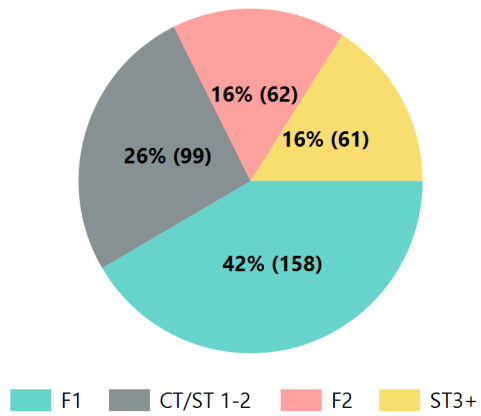


Statistical Process Control - Exception Reports

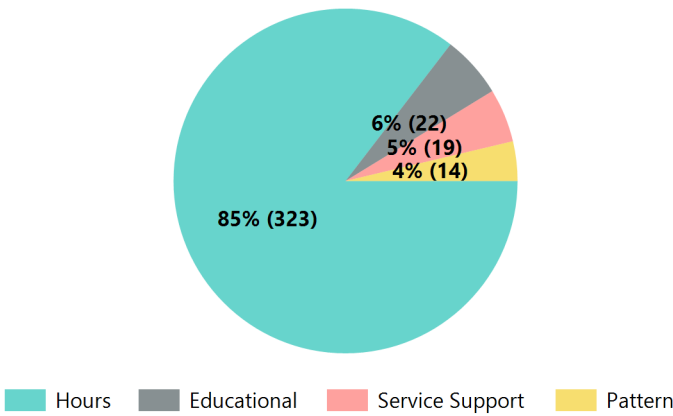


Top 10 reporting specialties in selected period:		Payment	ISC
Trauma & Orthopaedic Surgery	56	46	3
Acute Medicine	42	39	0
Medical oncology	42	22	1
Gastroenterology	33	28	0
General surgery	24	19	0
Urology	24	17	0
Obstetrics and gynaecology	20	8	9
Plastic surgery	19	17	0
Neurology	15	14	0
Paediatrics	13	9	2

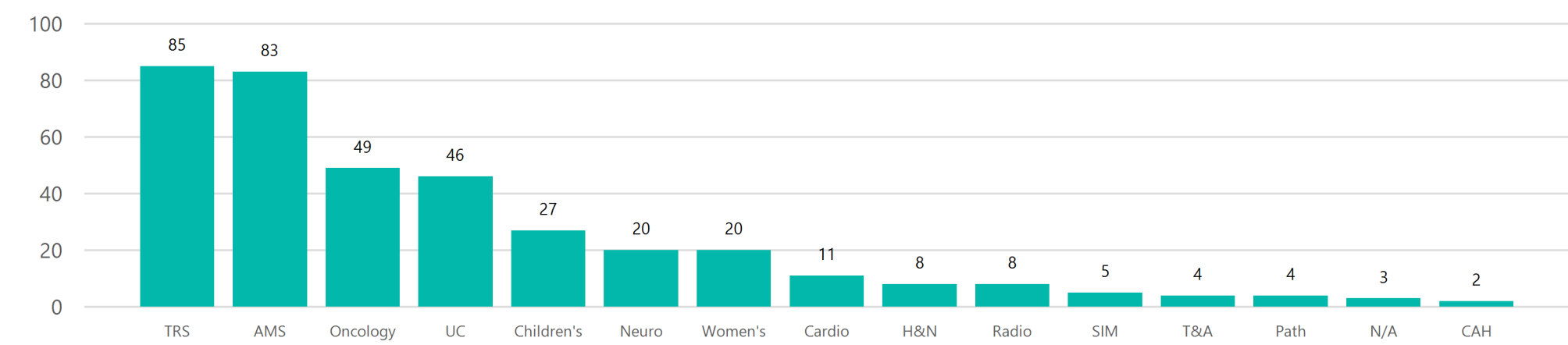
By Grade over selected period - Exception Reports



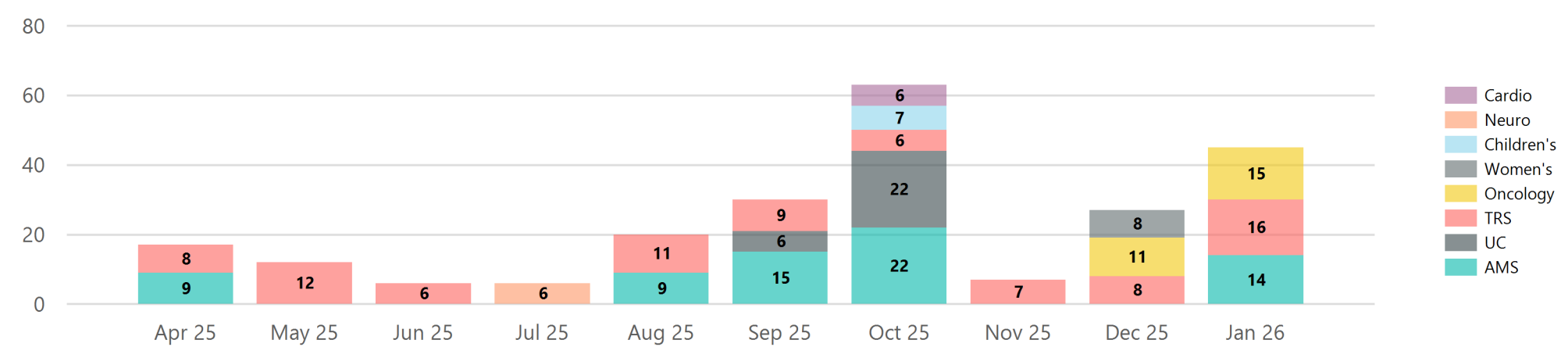
By Type over selected period - Exception Reports



By CSU over selected period - Exception Reports



By CSU and Month over selected period - where number of Exception Reports submitted was greater than 5



Top 10 reporting rotas in selected period:

22 - Medical Oncology	42
147 - Trauma and Orthopaedics	36
4b - General Surgery / Anaesthetics	25
34 - Gastro	20
101 - Plastic Surgery	18
153 - Obstetrics	16
148 - Trauma and Orthopaedics	14
33 - Gastro	13
4a - General Surgery	13
1 - Speciality Medicine	12

Month	AMS	CAH	Cardio	Children's	H&N	N/A	Neuro	Oncology	Path	Radio	SIM	T&A	TRS	UC	Women's
Apr 2025	9	0	0	2	2	0	0	5	0	0	1	0	8	1	1
May 2025	4	0	1	3	2	0	4	3	0	0	0	0	12	4	1
Jun 2025	3	1	0	3	0	0	3	3	0	0	0	0	6	3	1
Jul 2025	3	0	1	1	0	0	6	5	0	0	0	0	2	1	1
Aug 2025	9	0	1	2	1	0	0	4	0	0	1	0	11	4	1
Sep 2025	15	0	0	4	3	0	1	2	0	1	0	1	9	6	0
Oct 2025	22	1	6	7	0	2	4	1	0	4	0	3	6	22	4
Nov 2025	3	0	1	3	0	0	1	0	0	0	2	0	7	3	1
Dec 2025	1	0	1	0	0	1	1	11	2	2	0	0	8	0	8
Jan 2026	14	0	0	2	0	0	0	15	2	1	1	0	16	2	2
Total	83	2	11	27	8	3	20	49	4	8	5	4	85	46	20